



Term: Spring 2 2024
Year Group: Y6

"I hope that we all will live Lent well, following Jesus and carrying within us a ray of his love for all those we meet."

Pope Francis

Information for Parents

Dear Parents and carers,

Welcome back after the half-term break. We hope that you and your family had a restful and enjoyable week.

Spring is definitely on its way! The Spring bulbs are out and the days are gradually becoming lighter and warmer.

During this period of Lent, it is a perfect time for the children to reflect upon their personal goals, attitude to learning and the choices that they make at school and at home.

As it states in **The Wednesday Word**, (taken from the Gospel of Sunday 18th February 2024, Mark1:12-15- The 1st Sunday of Lent, Year B):

"Lent is a special time when the church invites everyone to examine their lives, to make Lenten promises and make a fresh start with God and with each other. It is a time to make a change for the better by turning away from things which are wrong for ourselves or others. Ask your child what the word 'Lent' means to them. What has your child been learning at school about Lent and about Lenten promises? You may want to tell your child something that you know about Lent. Each of you say if there is anything you would like to start or stop doing this Lent and then make a Lenten promise. Perhaps you could: give up just five or ten minutes of TV, computer or social media time each day and use that time for extra prayer; make sure to read God's Word in the Bible or in The Wednesday Word each week; go to Church together; fast from a meal or snack and give the money saved to charity. Can you think of anything else-something which will help you to grow in love for God and each other throughout this Lenten season?"




Please help your child to develop positive, life-long learning behaviours at home, as well as in school, by encouraging them to:





- Show **curiosity** and **creativity** by discussing their homework with you, asking questions related to their learning, suggesting ideas and going a little bit deeper by researching a topic and presenting their findings in a creative way.
- Demonstrate **concentration** by finding a quiet area in which to study and organising what they need to complete their homework
- Show **perseverance, resilience and effort**, by trying their best, not giving up when things become a little challenging and completing homework to the best of their ability
- Demonstrate **teamwork** by speaking to their class teacher before the due date if they need assistance or clarification and ensuring that they hand homework in on time, so that they can work together with their teacher and classmates when revising learning and addressing misconceptions.


Dear Lord Jesus, please help me and my family to grow in love and strength during Lent through keeping our Lenten promises.


Amen

Here is a brief outline of what your child will be learning about this half term:

Subject	Coverage	Suggestions as to how you can support learning at home
English  (Extracts from...)  (Extracts from...)	<p>This half term we will be writing a Newspaper report (based on the arrival of the 'Empire Windrush' at Tilbury Docks and the interviewing of the passengers upon their arrival). We will also be writing a sequence of 'Postcards' /letters from the viewpoint of a passenger on the 'Empire Windrush' as they aim to settle here in Britain. We will thus be exploring the change in their emotions, from when they first arrive to their latter experiences -expectations and the later challenges they faced.</p> <p>We will be reading extracts taken from the BAFTA-award-winning book, 'Windrush Child' written by the late Benjamin Obadiah Iqbal Zephaniah. A story detailing a young boy's journey from Jamaica to England and the struggles he faced growing up in Manchester during those times.</p> <p>Within reading, we will be continuing to develop pupils' reading fluency and expression when reading aloud via modelled, choral, echo and paired reading.</p> <p>In Guided Comprehension, we will continue to develop and refine the following skills, based on NC reading domains: word meaning/vocabulary building; fact retrieval, prediction, inference, explanation (via the strategy of Point, Evidence, Explain), summarising and sequencing.</p>	<p>Support your child at home with their grammar and spelling homework.</p> <p>-Your child should read daily for at least 20 minutes. We ask parents to listen to children read at least once a week, encouraging expression as well as intonation.</p> <p>Ask relevant questions about the text to check your child's comprehension.</p> <p>Read to you child too (even in Year 6!).</p> <p>Modelling and then reading together really helps to improve fluency and expression and to help build your child's sight vocabulary and comprehension.</p> <p>Do make a note in your child's Reading Record when you have heard your child read.</p> <p>Encourage your child to explain what they have read via the P.E.E method</p> <p>-Make a point -Provide the evidence -Explain your reasoning</p> <p>An easy mnemonic to help pupils to remember the reading skills they need to develop is VIPERS:</p> <p>VOCABULARY INFERENCE PREDICTION EXPLANATION RETRIEVAL SUMMARISING/SEQUENCING</p>
Maths 	<p>Maths lessons this half term will focus on Fractions, Ratio, Algebra, decimals, Area, Perimeter and Volume. Our children will further develop their 'Fluency', 'Problem Solving' and 'Reasoning' by applying these skills to problems in different contexts.</p>	<p>Continual rehearsal and practice of SATs Arithmetic questions, the four operations, fractions and percentages, as well as time-Tables. This will support our in-school learning and SATs preparation. Remember to also engage in the interactive educational platforms of MATHLETICS, TTRS and HIT THE</p>

	Particular emphasis will be placed on mental calculations strategies, fast recall of multiplication and division tables, written calculations, multiplication and division, problem solving / investigations and mathematical vocabulary.	BUTTON! Daily practice will impact positively on your child's sense of number and mental calculations!
RE 	Eucharist and Lent The Eucharist - Holy Communion, Lord's Supper -among other names, is a Christian rite that is considered a sacrament. Lent is a solemn religious observance in the Christian liturgical calendar commemorating the 40 days Jesus spent fasting in the desert, according to the Gospels of Matthew, Mark and Luke, before beginning his public ministry. Our wonderful journey within the Christian faith leads us toward a real understanding of the 'Eucharist' and 'Lent'. We will deepen and further our understanding of these significant events linking and relating them to our current modern lives.	Set aside a special time each day to read the Bible with your child; start the day thinking about God. Bring your prayer requests before Him and ask for the help you'll need to face the day. End the day with a prayer with Jesus. Reflect on the events of that day!
Science 	Electricity This term we will be learning about the appearance and function of different electrical components - including switches, bulbs, buzzers, motors, cells and wires. We will learn that electrical cells produce a flow of electrons (current) through the reaction of 2 chemicals inside them, as well as plan different types of scientific enquiries to answer specific questions posed.	Science " happens all around us every day ", and you have endless opportunities to invite your child into the wonders of science. Without expensive chemistry sets, equipment or kits, your child can be introduced easily to the electricity and encouraged to observe what goes on in our everyday world. There is truly a wealth of information online about this very topic - Together with your child, you may also want to visit the Faraday Museum at The Royal Institution of GB (containing the room where electricity was invented), or the ' Energy Hall ', at the ' Science Museum ' which has a wealth of interactive hands-on resources that will engage, inspire and quench your child's thirst for knowledge.
History  	Windrush This half term we will be finding out about the Windrush generation . Our learning journey will enable us to: identify and discuss the historical links between Britain and the Caribbean prior to 1948; give reasons why people from the Caribbean may have wanted to migrate; analyse the types of passengers aboard the	There is truly an abundance of factual information exploring the 'Windrush Generation' from many sources: Museum of London - A collection of oral histories, photographs and more exploring 'Windrush' - is the only national heritage centre dedicated to collecting, preserving and celebrating the histories of African and

	<p>'Empire Windrush'; and consider the expectations and challenges faced when arriving and settling in Britain.</p>	<p>Caribbean people in Britain. Together with your child, you may decide to go online, and visit the many fact-rich sites providing a range of information about 'Windrush'.</p>
<p>Computing</p> 	<p>Create a podcast documentary</p> <p>This term, we will be linking our history knowledge about the 'Windrush Generation' in order to plan and create our very own Podcast documentary - a program made available in digital format for download over the Internet.</p> <p>Children will be taught how to plan, be creative, and capture footage using 'I-movie' thoughtfully and effectively, to hold and capture their audience's attention. We will of course use technology safely, respectfully and responsibly; recognising acceptable/unacceptable behaviour.</p>	<p>Remind children about how to stay safe online. Go through rules as a family about acceptable and unacceptable things to do online when playing on games/apps and websites, and communicating with friends on the net. Reinforce appropriate and correct procedures to follow!</p> <p>As a bonus, find out and explore as much information as you can about 'Windrush'. (Visit Waterloo Station, to see the 'Windrush Memorial</p>
<p>PSHE (including Online Safety)</p>   <p>Online Safety</p>	<p>Our PATHS programme is designed to facilitate the development of self-control, emotional awareness and interpersonal problem-solving skills.</p> <p>This term we will continue to focus on 'Conflict resolution' and 'Respect' its relevance and importance. We will explore the steps needed to resolve disputes, disagreements, and arguments, as well as explore what real respect entails.</p> <p style="text-align: center;">Privacy and Security</p> <p>Online Safety is being aware of the nature of the possible threats that you could encounter whilst engaging in activity through the Internet.</p> <p>This half term, we will be finding out what 'app permissions' are, describing simple ways to increase privacy on apps and services that provide privacy settings, and we will be exploring ways in which some online content targets people to gain money or information illegally!</p>	<p>Continue to encourage your child to talk about their emotions and feelings on a regular basis. Remind them that we all have emotions and that it is quite natural to experience different feelings in our everyday lives. All emotions have a place in our lives, but it is our behaviours linked to specific emotions that shape who we are. Model for your child positive behaviours, when dealing with different emotions.</p> <p>Have a conversation! Ask your children to tell you about the sites they like to visit and what they enjoy doing online.</p> <p>What games do you and your friends like to play online? Can you show me the websites you visit the most? Shall we play your favourite game online together?</p> <p>Ask them about how they stay safe online. What tips do they have for you, and where did they learn them? What is OK and not OK to share?</p> <p>Ask them if they know where to go for help. Where can they go to find the safety advice, privacy settings and how to report or block on the services they use?</p> <p>Think about how you each use the internet?</p>
<p>PE</p> 	<p>Football</p> <p>This half term, we will be focusing on football. Completing drills to enhance the skills in passing, dribbling and shooting. We</p>	<p>Help your child in the mastering of these five basic skills that are essential for any child who wants to become a good soccer player. Dribbling, passing, shooting,</p>

	<p>will be using invasion games to develop the children's teamwork skills. We will also start to implement tactics in a match situation to understand the position of each player and the importance of their role.</p>	<p>defending, and communication. These are the foundation of soccer and will help young players develop their physical fitness, mental toughness, and social skills.</p> <p>Also, the football season is well underway. Watch 'Match of the Day', Go to the many football matches played all over the country – Women's football-</p> <p>One match will be shown live on BBC One or BBC Two each week, bringing the FA WSL to free-to-air TV. All BBC games are also shown live on BBC iPlayer. Every other match in the Women's Super League will be shown live on The FA Player, a free-to-air service you just need to sign up for.</p>
---	---	--

All teachers at Sacred Heart R.C Primary School follow the homework policy.

In Year 6 we will follow this homework timetable:

Subject	Handed out	Due in on	How you can help
English: -Reading -Comprehension -Spellings -Grammar -Reading	Friday	Friday	Set clear routines for reading time and homework. Read with your child. Listen to them read out loud but also read aloud to your child. The children benefit from hearing texts read with appropriate volume, tone and expression. Practise spellings little and often.
Maths: -Times tables -Arithmetic/Reasoning - Mathematics	Times tables will be given daily (Times Table Rock Stars, Hit the Button) Friday Friday	Friday	Practise timetables daily. Recite your times tables out loud, backwards, written in order and with multiplication and division facts.

PE is an essential part of the curriculum. We are lucky enough to have specialist teachers and coaches. Please send your child in with his or her PE kit on Monday, and leave it at school until Friday. Any absences from PE need to be explained in a letter.

PE days for Year 6 are Fridays.

Please remember to remove your child's earrings on a Thursday evening.

Kind regards,
 Class Teachers Mr. Thomas and Mrs. Garaialde
 Support Staff Miss Lisa