



Term: Spring 2 2024
Year Group: Y5

"I hope that we all will live Lent well, following Jesus and carrying within us a ray of his love for all those we meet."

Pope Francis

Information for Parents

Dear Parents and carers,

Welcome back after the half-term break. We hope that you and your family had a restful and enjoyable week.

Spring is definitely on its way! The Spring bulbs are out and the days are gradually becoming lighter and warmer.

During this period of Lent, it is a perfect time for the children to reflect upon their personal goals, attitude to learning and the choices that they make at school and at home.

As it states in **The Wednesday Word**, (taken from the Gospel of Sunday 18th February 2024, Mark1:12-15- The 1st Sunday of Lent, Year B):

"Lent is a special time when the church invites everyone to examine their lives, to make Lenten promises and make a fresh start with God and with each other. It is a time to make a change for the better by turning away from things which are wrong for ourselves or others. Ask your child what the word 'Lent' means to them. What has your child been learning at school about Lent and about Lenten promises? You may want to tell your child something that you know about Lent. Each of you say if there is anything you would like to start or stop doing this Lent and then make a Lenten promise. Perhaps you could: give up just five or ten minutes of TV, computer or social media time each day and use that time for extra prayer; make sure to read God's Word in the Bible or in The Wednesday Word each week; go to Church together; fast from a meal or snack and give the money saved to charity. Can you think of anything else-something which will help you to grow in love for God and each other throughout this Lenten season?"



Please help your child to develop positive, life-long learning behaviours at home, as well as in school, by encouraging them to:




- Show **curiosity** and **creativity** by discussing their homework with you, asking questions related to their learning, suggesting ideas and going a little bit deeper by researching a topic and presenting their findings in a creative way.
- Demonstrate **concentration** by finding a quiet area in which to study and organising what they need to complete their homework
- Show **perseverance, resilience and effort**, by trying their best, not giving up when things become a little challenging and completing homework to the best of their ability
- Demonstrate **teamwork** by speaking to their class teacher before the due date if they need assistance or clarification and ensuring that they hand homework in on time, so that they can work together with their teacher and classmates when revising learning and addressing misconceptions.





Dear Lord Jesus, please help me and my family to grow in love and strength during Lent through keeping our Lenten promises.

Amen

Here is a brief outline of what your child will be learning about this half term:

Subject	Coverage	Suggestions as to how you can support learning at home
<p>English</p> 	<p>We are reading 'Survivors' by David Long. This book is full of stories about people who have survived the most unimaginable conditions from the Antarctic tundra to wildest Peru.</p> <p>We will be writing a fictional narrative base on the Survivors book.</p> <p>We will also be writing a Non-chronological report all about South America. We will learn explanation techniques such as conjunctions, formal tone, parenthesis (extra information), technical vocabulary, lists and relative clauses.</p> <p>We will be looking at the suffixes 'ate', 'ise', 'ify' and ensure that they are being used in our writing.</p> <p>Guided comprehension: We will be completing guided comprehension tasks related to our History topic Vikings, as well as our book Survivors. We will be answering comprehension questions using VIPERS, learning new <u>v</u>ocabulary, <u>i</u>nfering, <u>p</u>redicting, <u>e</u>xplaining, <u>r</u>etrieving and <u>s</u>equencing/<u>s</u>ummarising using a variety of texts across the half-term.</p>	<p>Read with your child daily at home. Children should read for at least 15 minutes per evening. To deepen their understanding of the text, ask the children questions about what they have read.</p> <p>Learn spellings and encourage your child to use those spelling in context. Use Spelling Shed.</p> <p>Help your child to ensure that they use the correct homophones in their writing - their/there/they're, wear/where/ were, your/you're, to/too/two.</p> <p>Encourage your child to use the PEE (point, evidence, explain) method when answering comprehension questions with big marks available.</p> <p>Ensure your child is reading the text thoroughly and using information in the text to support their answers.</p> <p>Ask some VIPERS questions to your child at home when they are reading. This is great practice for guided comprehension.</p>
<p>Maths</p> 	<p>This term we will be looking at multiplication and division. We will use manipulatives to understand the processes and then convert this knowledge into the formal written method. We will then begin to look at multistep word problems that involve all four operations. This will require the children to apply their knowledge of the four operations and prepare them for exams. Then we will continue with our topic of fractions.</p>	<p>Practise times tables and division facts at home EVERY DAY.</p> <p>Useful website to learn the timetables: www.topmarks.com</p> <p>Students to continue using Mathletics at home.</p>
<p>RE</p>	<p>In RE we will be looking deeper into the topic of Sacrifice - Lent and Easter.</p>	

	<p>Lent is the season when Christians try to focus on giving. This helps us to identify with the complete sacrifice of Jesus which is remembered in the liturgy of Holy Week, especially the Easter Triduum (Holy Thursday, Good Friday and Holy Saturday – Easter Sunday). Children will acquire the skills of assimilation, celebration and application of the above.</p>	<p>Read with your child God’s story: The Bible.</p> <p>The children’s Bible has many wonderful stories you can enjoy learning about.</p> <p>Help the children become familiar with the character and the themes of the Bible.</p> <p>Discuss the word and religious vocabulary.</p> <p>Go to church if possible and experience the reverence and worship to God.</p> <p>Learn about Lent, make a Lenten Promise, show your child through modelling, the importance of being a good Christian.</p>
<p>Science</p> 	<p>In this term, children will be introduced to the concept of evaporation as a method to retrieve the solute from a solution. They will also learn about reversible changes and how to identify and describe them. Through observation, they will gain an understanding of chemical reactions and how they can result in the formation of new materials. The children will conduct experiments involving rusting and burning reactions, and analyse their findings to draw conclusions. Finally, they will investigate the chemical reactions of bicarbonate of soda to further their understanding of chemistry.</p>	<p>Starters for STEM are ten activities that parents can use at home to help children develop their science, technology, engineering and maths skills. These activities are easy-to-resource and provide children with the stimulus to talk about the world around them. As children need to know that science isn’t just a subject, but it is a way of understanding the world around us.</p> <p>Visit the website here: www.stem.org.uk/home-learning/primary</p>
<p>History</p> 	<p>Vikings and Anglo Saxons.</p> <p>The history of the Anglo-Saxons and that of the Vikings is so intertwined and this is the reason for placing them together in this manner. Also, by teaching them together strengthens pupils understanding of their inter-relationship as well as giving us the opportunity to look at how each group has responded to earlier civilizations, further more how they left their own characteristic mark on the landscape. Children will come to realise above all that the Vikings were not just raiders, but also traders. Or, more accurately, were both, but at different times. Our lessons and tasks will reflect</p>	<p>Visit the local library and immerse your child in books, videos, interactive web sites, comics and artefacts about the Vikings and the Anglo Saxons.</p> <p>Useful websites: BBC schools’ history The Anglo-Saxons and The Vikings.</p>

	<p>this general approach majoring on the use of new evidence and the changing interpretations which has been brought about by changing nature of the evidence historians can access.</p> <p>The children will be learning enquiry-based skills on taking key information and understanding from a variety of different sources. Children will apply their knowledge of key dates and previous learning to form a chronology of the key events that took place in Anglo-Saxon and Viking era.</p>	
<p>PSHE PATHS and online safety</p> 	<p>This term in PSHE we are fortunate enough to have Chelsea FC come into class to take a No to hate scheme of work. No To Hate is a diversity and inclusion programme aiming to educate and be a leading force in the fight against all forms of hate, including racism, sexism and religious intolerance.</p> <p>No To Hate has three clear objectives:</p> <ul style="list-style-type: none"> • target abuse • celebrate our history and community • change the culture of the game 	
<p>Computing</p> 	<p>In Spring two, the children will be focusing on Computer Science using Scratch online via the Chromebook. Children will use block coding to create a theme-based game using repeat and random blocks.</p>	
<p>DT</p> 	<p>Using our new Kapow scheme we will be creating a popup book. Children will Produce a suitable plan for each page of their book. Produce the structure of the book. Assemble the components necessary for all their structures/mechanisms. Hide the mechanical elements with more layers using spacers where needed. Use a range of mechanisms and structures to illustrate their story and make it interactive for the users. Use appropriate materials and captions to illustrate the story.</p>	
<p>PE</p>	<p>Year 5 will be focusing on football in Spring 2, completing drills to enhance their skills in passing, dribbling and shooting using invasion games to develop their teamwork skills. Y5/6 will start to implement tactics in a match situation and understand the positions of each player and the importance of their role.</p>	
<p>Italian</p> 	<ul style="list-style-type: none"> • Famous people description • Numbers to 1000 • Different types of houses • The shops: buying and selling • Easter around the World • Grammar • indefinite article 	

Class trips or visits this half term:

The British Museum – 1st March

Science Museum – The Wonder Lab on the 8th March

All teachers at Sacred Heart R.C Primary School follow the homework policy.

In Year 5, we will follow this homework timetable:

Subject	Handed out	Due in on	How you can help
English <ul style="list-style-type: none">• SPAG• Spellings• Comprehension	Friday	Wednesday	Complete a little homework each day. Spellings need to be practised daily. Spelling Shed three times a week for 10 minutes. Spelling test is on a Wednesday.
Maths <ul style="list-style-type: none">• Mathletics• TTRS• Maths homework• Times tables	Friday	Wednesday	Practice timetables daily. TTRS for five minutes a day. Mathletics once a week.
Reading <ul style="list-style-type: none">• Accelerated Reader quizzes	Daily		Children should be reading for at least 20 minutes a day. Read aloud with your child often. Check their understanding of the text by asking them questions about what they have just read.

PE is an essential part of the curriculum. We are lucky enough to have specialist teachers and coaches. Please send your child dressed in his or her PE kit on Monday,

Year 5 is a Monday

Please remember to remove your child's earrings on a Sunday evening.

Kind regards,

Mrs Parker, Mr McCarten, Miss Kiesha and Miss Taylor