



Term: Spring 2 2024
Year Group: Y4

"I hope that we all will live Lent well, following Jesus and carrying within us a ray of his love for all those we meet."

Pope Francis

Information for Parents

Dear Parents and carers,

Welcome back after the half-term break. We hope that you and your family had a restful and enjoyable week.

Spring is definitely on its way! The Spring bulbs are out and the days are gradually becoming lighter and warmer.

During this period of Lent, it is a perfect time for the children to reflect upon their personal goals, attitude to learning and the choices that they make at school and at home.

As it states in **The Wednesday Word**, (taken from the Gospel of Sunday 18th February 2024, Mark1:12-15- The 1st Sunday of Lent, Year B):

"Lent is a special time when the church invites everyone to examine their lives, to make Lenten promises and make a fresh start with God and with each other. It is a time to make a change for the better by turning away from things which are wrong for ourselves or others. Ask your child what the word 'Lent' means to them. What has your child been learning at school about Lent and about Lenten promises? You may want to tell your child something that you know about Lent. Each of you say if there is anything you would like to start or stop doing this Lent and then make a Lenten promise. Perhaps you could: give up just five or ten minutes of TV, computer or social media time each day and use that time for extra prayer; make sure to read God's Word in the Bible or in The Wednesday Word each week; go to Church together; fast from a meal or snack and give the money saved to charity. Can you think of anything else-something which will help you to grow in love for God and each other throughout this Lenten season?"



Please help your child to develop positive, life-long learning behaviours at home, as well as in school, by encouraging them to:




- Show **curiosity** and **creativity** by discussing their homework with you, asking questions related to their learning, suggesting ideas and going a little bit deeper by researching a topic and presenting their findings in a creative way.
- Demonstrate **concentration** by finding a quiet area in which to study and organising what they need to complete their homework
- Show **perseverance, resilience and effort**, by trying their best, not giving up when things become a little challenging and completing homework to the best of their ability
- Demonstrate **teamwork** by speaking to their class teacher before the due date if they need assistance or clarification and ensuring that they hand homework in on time, so that they can work together with their teacher and classmates when revising learning and addressing misconceptions.






Dear Lord Jesus, please help me and my family to grow in love and strength during Lent through keeping our Lenten promises.


Amen

Here is a brief outline of what your child will be learning about this half term:

Subject	Coverage	Suggestions as to how you can support learning at home
English 	<p>In English, we are going to continue with 'Wonder' by R.J. Palacio. We will be building on our punctuation, grammar and presentation skills all working up to us writing a persuasive letter further into the term. This book links in closely with PSHE elements, where we will be discussing the importance of equality and kindness to everybody and appreciating the fact that everybody is unique through the use of various activities. We will be using adjectives, adverbs and Alan Peat's exciting sentences to write a persuasive letter and a fictional recount.</p> <p>In our Guided Comprehension lessons, we will continue to develop our reading VIPERS skills, (vocabulary, inference, predicting, explaining and summarising). We will keep up with developing our fluency, expression and prosody when reading out loud, thinking how we read to engage an audience. We will engage with a variety of texts and genres, written by a diverse range of authors and poets.</p>	<p>Support your child at home with their reading, grammar and spelling homework.</p> <p>Please encourage your child to read out loud as often as possible, thinking about fluency, expression and pace, as well as understanding what they are reading.</p> <p>Quiz them on their spellings throughout the week to help them embed new learning and to make learning a fun and enjoyable experience. Please do use the online platform Spelling Shed to help with spellings.</p>
Maths 	<p>In Maths, we will be finishing off our topic of 'length and perimeter', exploring the perimeter of different shapes, finding missing lengths and converting between different measurements such as kilometres and metres.</p> <p>We will then begin our next topic and start to explore our topic of Fractions, where we will be starting to compare and order mixed numbers, converting improper fractions to mixed numbers and adding fractions.</p> <p>Towards the end of the half term, we will start to look at decimals. Beginning with looking at tenths and hundredths – linking it to what we have learnt about</p>	<p>By the end of Year 4 all children should be secure in their understanding of the four operations, as well as knowing and reciting their times tables and division facts to 12 x 12 with increasing fluency.</p> <p>In order for your child to progress in maths this year, they must practise their tables and division facts daily, determinedly and doggedly.</p> <p>It must not be taken for granted since multiplication underpins so much of the maths curriculum! Rehearse, Rehearse! Rehearse!</p> <p>Please use Mathletics and TTRS to support this learning at home.</p>

	fractions. We will move on to ordering and comparing decimals, rounding decimals and identifying halves and quarters.	
RE 	<p>We will complete the topic of Giving and Receiving. Why is giving important as well as receiving? What are the joys and demands of giving and receiving? Why is it important to live in communion with others and God?</p> <p>We will then move on to our next topic of Self Discipline to prepare us for Easter. We will look at Lent and the sacrifices Jesus made and how we need to love others because Jesus first loved us. We will look at how Christians follow Jesus' teaching.</p>	<p>Encourage your child to read the Bible.</p> <p>Bible stories can be a great way for teaching children. They have real meaning for anyone who wants to know God better and to learn how he wants us to behave.</p> <p>Discuss the 7 Sacraments! What are they? What is their significance in our lives? Encourage your child to think of people in need and be thankful for all the wonderful things that happen to us.</p> <p>Try your best to attend Mass each Sunday.</p>
Science 	<p>This half term we will continue focusing on States of Matter and deepen our curriculum knowledge. We will be:</p> <ul style="list-style-type: none"> • Discovering the process of evaporation and condensation • Looking at the influence of and temperature on the rate of evaporation. • Discussing the process of the water cycle • Research the Scientist Daniel Fahrenheit 	<p>Visit the Science Museum website where interactive resources will make the learning of this fascinating topic a real treat!</p> <p>Discuss your child's science learning. Try out some experiments at home, a truly fun way to learn about digestion.</p>
Geography 	<p>Invaders and settlers</p> <p>In this unit, children head back in time to find out how the towns and cities of the UK first developed. Children will learn about the needs and requirements early settlers had when choosing a place to build a home. They will look at place names around the UK to see how the Anglo-Saxons, Romans and Vikings all left their mark. Through use of digital and paper maps, children will investigate land use in different sized settlements and the ways in which settlements are linked together.</p> <p>To finish off the topic and showcase all that the children have learnt, they will be</p>	<p>Visit the local library and immerse your child in books, videos, interactive websites, comics and artefacts about the local area and looking deeply into how London became a key settlement.</p> <p>Useful websites: https://www.bbc.co.uk/bitesize/topics/zx72pv4/articles/zrbvjhv BBC – KS2 – Settlements</p> <p>Milestones</p> <p>To know what early settlers needed and to explain why settlements develop in certain locations.</p> <p>To use maps (including digital) and atlases to identify settlements built by</p>

	<p>planning and creating their own settlement.</p>	<p>invaders.</p> <p>To compare land use in different settlements.</p> <p>To use maps, including the use of ordnance survey maps and knowledge of the 8 compass points, to identify links between settlements.</p> <p>To create a map of a settlement, consolidating their knowledge by considering human and physical features such as land use, food, water, economic activity/trade links, natural resources (including energy)</p>
<p>Computing</p> 	<p>This term in computing we are going to be using a MicroBit computer and programming it on the Chromebooks to support us with computer science skills.</p> <p>The skills are: I can use trial and error to test my programs. I can predict what my program will do.</p>	<p>Please ensure you continuously discuss with your child the importance of E-safety (how to stay safe on electronic devices with internet access).</p> <p>Find out what your child hopes to achieve through using ICT. For them to benefit fully it is important to maintain a specific learning focus when using the internet. Help your child to decide what is appropriate for them and to work out what information is unreliable.</p>
<p>PSHE</p> 	<p>This term we will continue our PATHS program, focussing on being active, mental well-being activities, giving to others, being connected and our SH learning behaviours, as well as how to look after our own mental health.</p>	<p>Encourage your child to discuss what they have learnt at school and see if there is something they have learnt at school that you can help them to develop in their home life too.</p>
<p>DT</p> 	<p>This half term we will be focusing on design and technology. We will be following the process of plan, make and evaluate to create a sling shot car.</p> <p>The skills that will be developed are:</p> <p>Designing a shape that reduces air resistance.</p> <p>Testing and improving the designs.</p> <p>Collaborative teamwork.</p>	<p>You can support your child at home by being creative with recycling and practice making some 'junk models' of famous landmarks of your choosing.</p> 
<p>PE</p> 	<p>This half term, we will be covering gymnastics and dance, developing their strength, flexibility, balance, co-ordination and creativity. They will learn to execute forward and backward rolls accurately and with good technique, strengthen their ability to hold their body</p>	

	weight through counter balancing and handstands and power moves using a spring board and vault. In dance, the children will develop their skills in following sequences and linking moves together with music.	
Music 	This half term we will be continuing to learn the ukulele – playing the chords G, F, C, D7 and Amin, reading ukulele tablature, and playing in simple rhythms to accompany songs.	Encourage your child to learn an instrument, and listen to the many different genres of music that exists, ranging from classical all the way through to pop.

All teachers at Sacred Heart R.C Primary School follow the homework policy.

In Y4 we will follow this homework timetable:

Subject	Handed out	Due in on	How you can help
English (May be cross – curricular. Writing with a Science theme for example	Wednesday	Monday	Your child may need extra time and/or take longer to finish tasks, so encourage them to do their homework in small chunks over the course of the week rather than all in one night. Help your child to organise the things they need for their homework. Develop a good routine of when homework is done. Give your child a break after school to relax before starting. Try to provide a quiet place and time for homework. Some children may work better with some background music rather than it being quiet. Sitting at a table helps.
Reading Please bring reading books to school every day.	Please read for 15 minutes a day.	Please read for 15 minutes a day.	Encourage your child to read a variety of things, e.g. books, comics, newspapers, signs. If your child is interested in a particular book, but is unable to read it, please read it to or with them. It would also benefit your child to listen to audio books or e-Books. Your child will need to have their reading book and reading record in school every day. Listen to your child read with expression and talk about the books they read to support their comprehension. Please sign your child's reading record to say that you have listened to them read. Reading records will be checked every Thursday.
Maths (Includes daily practise of times tables in preparation for the weekly tests.)	Wednesday	Monday	Practise multiplication and division facts. Y4 children are expected to know timetables to 12 by heart. REVISE, REVISE, REVISE There are many interactive number games and websites your child could access. Please remember to use Mathletics and Times table rock stars – These sites are particularly geared towards KS2 maths learning!
Weekly spelling tests and times table tests.	Wednesday	Tuesday	Spelling tests will take place on a Wednesday. Times tables tests will be conducted on a Thursday.

			Please ensure that your child practises their spellings and times tables every day using Spelling Shed and TTRockstars. Practise of times tables and spellings on the way to school is also useful!
--	--	--	---

PE is an essential part of the curriculum. We are lucky enough to have specialist teachers and coaches. Please send your child in wearing his or her PE kit on Friday. Please remember that the school rule is that if your child is unable to participate in PE owing to sickness, then they are not well enough to come to school.

PE day for Year 4 is Friday.

Please remember to remove your child's earrings on a Thursday evening.

Kind regards,
Miss Smith, Mr Madden, Miss Debbie and Miss Pat